



Institut für **Baubiologie** Rosenheim GmbH

# Expert Report

No. 3022 - 1260  
with reference to the seal of approval

"Tested and Recommended by the IBR"



for the product

## Fermacell Gypsum Fibreboards

Applicant: James Hardie Europe GmbH  
Bennigsen-Platz 1  
40474 Düsseldorf  
Tel. 0800 5235665  
[www.fermacell.de](http://www.fermacell.de)



Term of validity: March 2024

This report may only be reproduced and published in unabridged and unaltered form.  
Any other use, even of excerpts or quotations, must be explicitly approved by the IBR.

IBR Institut für **Baubiologie** GmbH D-83022 Rosenheim/Germany Münchener Straße 18  
Tel. +49 (0)8031 / 3675-0 Fax +49 (0)8031 / 3675-30 [www.baubiologie-ibr.de](http://www.baubiologie-ibr.de)

It is the objective of the IBR to identify non-polluting building products for healthy living for the consumer by awarding the seal of approval "TESTED AND APPROVED BY THE IBR".



The seal of approval was created by the Institut für Baubiologie Rosenheim GmbH in 1982 to enable consumers with awareness for health and ecological matters to protect themselves against health hazards caused by building materials and furniture in their residential environment.

The seal of approval is awarded to products which ensure healthy living with respect to building biology and at the same time protect the environment. When awarding the seal of approval, we only use scientific and technical analysis methods which are based on normative regulations as well as the current state-of-the-art of laboratory analytics so that they should be understood both by third-party experts and by end consumers.

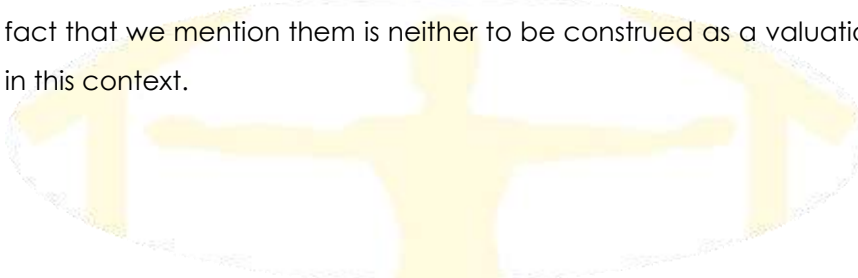
The aim of awarding the seal of approval "TESTED AND RECOMMENDED BY THE IBR" to as many products as possible is to enable an increasing number of consumers and end users to make criteria related to building biology a critical part of their decision when purchasing products for building and furnishing their homes.

The tests listed in our expert reports are not supposed to supersede the requirements in terms of building physics, supervision, legal regulations, or safety. They are merely a complementary set of tests related to health, physiology, building biology, and ecology aspects which have been neglected.

The seal of approval "TESTED AND APPROVED BY THE IBR" is based on a holistic perspective. Besides its focus on the tests that determine the potential physiological impact of the products on human beings and/or the environment, the expert report associated with granting the seal also honours any product whose production, processing, use, and ecological recycling have no or only a limited, tolerable adverse effect on the environment.

The emission of harmful substances, e.g. with a carcinogenic and/or mutagenic potential, is always to be considered as a criterion for exclusion. The seal of approval will under no circumstances be awarded to such products.


Any names of companies, products or brands mentioned in our expert reports are protected by copyright. The fact that we mention them is neither to be construed as a valuation nor as a recommendation in this context.



## List of contents

<b>1. Product description .....</b>	<b>4</b>
<b>2. Test results .....</b>	<b>5</b>
2.1 Radioactivity .....	5
2.2 Biocides, OHCs, phthalates .....	5
2.2.1 Biocides .....	6
2.2.2 Polychlorinated biphenyls.....	7
2.2.3 Phthalate .....	7
2.2.4 Flame retardants .....	8
2.2.5 AOX /EOX.....	8
2.3 Solvent and odoriferous VOC substance testing .....	9
Evaluation according to AgBB scheme 2021:.....	11
2.5 Heavy metals .....	12
2.4.1 Determination of the original substance .....	13
2.4.2 Determination of the eluate .....	13
2.5 Fine dusts .....	13
<b>3. Overall assessment .....</b>	<b>14</b>

Appendix: Bibliography, Individual substance consideration



## 1. Product description

For the purpose of awarding the seal of approval, the company has instructed us to subject its product, gypsum fibreboards, to building biology follow-up testing based on follow-up testing conducted in 2020 (expert report no. 3020 - 1125). The gypsum fibreboards were collected from the customer on 07<sup>th</sup> of February 2022 by an IBR representative.

The tested gypsum boards consist of homogenous mixtures of gypsum and paper fibres. The boards are made by mixing stucco gypsum (moulding plaster) (about 82 %) and paper fibres (about 18 %), which are obtained by dry-defibration of waste paper. These components are mixed and spread on a conveyor band. After the addition of water, the mixture is high-pressure formed into panels. Both sides of the fibreboard panels are polished before the panels are cut to their final size.

Owing to the fact that Fermacell gypsum fibreboards mainly consist of minerals, their performance in terms of fire protection is relatively good. Fermacell gypsum fibreboards are therefore rated construction material A2 according to EN 13501.

Fermacell gypsum fibreboards also absorb some of the static stress on load-bearing and strutting elements of wooden post-and-beam constructions. They are therefore used as supporting or bracing panels for shear walls, ceiling or roof plates. The panels provide additional protection against wind shear and buckling, and they support some of the vertical load. Fermacell gypsum fibreboards are approved for construction purposes according to ETA-0300/0050 [ETA; European Technical Approval] for gypsum fibreboards for the panelling and facing of construction elements and Z-9.1-187: Timber panel wall constructions made of gypsum fibreboard.


The need to use personal protective equipment when processing the material within the scope of the standards stipulated by the employer's liability insurance associations is pointed out explicitly. Persons charged with processing these materials can make use of readily available assistance. Comprehensive product information and processing regulations can be viewed on the manufacturer's Internet site or can be found in the product-specific printed documentation.

It is subject to constant third party monitoring and controls by the manufacturer.

The local application of additives or coating which might be necessary is not part of the examination. For more detailed specifications, please contact the manufacturer.

The required safety data sheets were submitted to us for review.

There are no issues with respect to safe disposal. There are no hazardous components to be disclosed.



## 2. Test results

### 2.1 Radioactivity

Natural radiation exposure is composed of cosmic and terrestrial radiation. Humans are mainly subject to internal exposure due to radon gas. In addition to radon in ground air due to geological conditions, an increased concentration of radon may be found in living spaces because of certain building materials. Breathing in the gas over a long period of time may expose the lungs to radioactive radiation. While most radon particles are exhaled again, its radioactive decay products can be deposited in the lungs. In 1999, the Radiation Protection 112 document issued by the European Commission proposed an Activity Concentration Index (ACI) for building materials. The limit is  $ACI \leq 1.00$  while the Institut für Baubiologie Rosenheim sets the ACI limit at  $\leq 0.75$ . Gamma-spectrometry is used to determine the natural radioactivity.

Nuclides	Activity [Bq/kg]
Radium 228 (228Ra)	$4.9 \pm 0.6$
Radium 226 (186 keV)	$3.9 \pm 0.7$
Thorium 232 (232Th)	$4.0 \pm 0.5$
Potassium 40 (40K)	$75.4 \pm 6.2$
Caesium 134 (134Cs)	$< 0.5$
Caesium 137 (137Cs)	$< 0.4$

#### Evaluation:

The tested boards with a value of 0.06 are below the allowable limits and are therefore safe in regards to radiation exposure.

### 2.2 Biocides, OHCs, phthalates

Biocides, pyrethroids, organic halogenated compounds (OHCs) or phthalates are added to different building materials to produce various properties such as pest resistance and durability, or also for technical processing reasons. Organic halogenated compounds are further differentiated into AOX (adsorbable organic halogens), POX (purgeable organic halogens) and EOX (extractable organic halogens) according to DIN 1485. In order to prevent the impairment of health due to the classes of compounds named above, limit values have been established for safe use of the building materials in living spaces and these should not be exceeded.



## 2.2.1 Biocides

Test method: several hours of soxhlet extraction with n-hexane respectively methanol and qualitative/quantitative gas chromatography with mass spectrometry (GC-MS)

PCP/TCP-analysis: Derivation with acetic anhydride under alkaline conditions.

Substance	Measured value [mg/kg]	Limit of detection [mg/kg]
Pentachlorophenol PCP	-	0.1
2,3,4,5 – Tetrachlorophenol	-	0.1
2,3,5,6 – Tetrachlorophenol	-	0.1
beta – HCH	-	0.3
gamma – HCH (Lindane)	-	0.3
Dichlofluanid	-	0.3
Tolyfluanid	-	0.3
Chlorthalonil	-	0.3
alpha – Endosulfan	-	0.3
beta – Endosulfan	-	0.3
Endosulfan – sulphate	-	0.3
Furmecyclox	-	0.3
Hexachlorobenzene	-	0.3
Methylparathion	-	0.3
Ethylparathion	-	0.3
Chlorpyrifos	-	0.3
Heptachlor	-	0.3
Aldrin	-	0.3
cis – heptachlor epoxide	-	0.3
trans – heptachlor epoxide	-	0.3
cis – chlordane	-	0.3
trans – chlordane	-	0.3
Endrin	-	0.3
Dieldrin	-	0.3
Bromophos	-	0.3
Mirex	-	0.3
Malathion	-	0.3
Hexachlorophene	-	0.3
o,p – DDT	-	0.3
o,p' – DDT	-	0.3
o,p – DDD	-	0.3
p,p' – DDD	-	0.3
o,p – DDE	-	0.3
p,p' – DDE	-	0.3
Eulan	-	0.3
Chlornaphtalin	-	0.3
Dichlorvos	-	0.3
IPBC	-	0.3
Propiconazol	-	0.3
Tebuconazol	-	0.3
Cyproconazol	-	0.3
Silafluofen	-	0.3

Etofenprox	-	0.3
Resmethrin	-	0.3
Deltamethrin	-	0.3
Tetramethrin	-	0.3
Cypermethrin	-	0.3
Cyfluthrin	-	0.3
cis – trans – Permethrin	-	0.3
Allethrin	-	0.3
Phenothrin	-	0.3
Cyhalothrin	-	0.3

### 2.2.2. Polychlorinated biphenyls

Test method: Extraction and qualitative/quantitative gas chromatography with mass spectrometry (GC-MS) (DIN ISO 10382)

Substance	Measured value [mg/kg]	Limit of detection [mg/kg]
Polychlorinated biphenyls (PCB) no.: 28	-	0.02
Polychlorinated biphenyls (PCB) no.: 52	-	0.02
Polychlorinated biphenyls (PCB) no.: 101	-	0.02
Polychlorinated biphenyls (PCB) no.: 138	-	0.02
Polychlorinated biphenyls (PCB) no.: 153	-	0.02
Polychlorinated biphenyls (PCB) no.: 180	-	0.02
Polychlorinated biphenyls PCB: – in total	-	0.1

### 2.2.3 Phthalate

Test method: Extraction following DFG-S19 and qualitative/quantitative gas chromatography with mass spectrometry (GC-MS) (GC-MS)

Substance	Measured value [mg/kg]	Limit of detection [mg/kg]
Phthalic acid anhydride	-	1
Dimethyl phthalate	-	1
Diethyl phthalate	-	1
Diisobutylphthalat (Bis-2-methylpropylphthalat) DiBP	-	1
Di-n-butyl phthalate DBP	-	1
Benzylbutyl phthalate BBP	-	1
Diocetyl phthalate DOP	-	1
Diisononyl phthalate DINP	-	1
Didecyl phthalate	-	1
Di(2-ethylhexyl) adipate	-	1
Di(2-ethylhexyl) phthalate DEHP	2.4 <sup>1</sup> /1.5 <sup>2</sup> / <sup>-3</sup>	1

<sup>1</sup>Plant Orejo, <sup>2</sup> Plant Seesen and Wijchen, <sup>3</sup> Plant Siglingen

### 2.2.4 Flame retardants

Test method: Extraction following DFG-S19 and qualitative/quantitative gas chromatography with mass spectrometry (GC-MS) (GC-MS)

Substance	Measured value [mg/kg]	Limit of detection [mg/kg]
Pentabrominated diphenyl ether (Penta-BDE)	-	1
Octabrominated diphenyl ether (Octa-BDE)	-	1
Decabrominated diphenyl ether (Deca-BDE)	-	1
Tetrabispheol A (TBBPA)	-	1
Hexabromocyclododecane (HBCD)	-	1
Polybrominated biphenyls (PBB)	-	1
Polybrominated diphenyl ether (PBDE)	-	1
Chlorinated paraffins	-	100
Mirex	-	1
Tris(2-chloroethyl) phosphate (TCEP)	-	0.1
Tris(2-ethylhexyl) phosphate (TEHP)	-	0.1
Tris(monochloropropyl)phosphate (TDCPP)	-	0.1
Tris(2-butoxyethyl) phosphate	-	0.1
Triphenylphosphate (TPP)	-	0.1
Trikresylphosphate (TKP)	-	0.1
Isopropylated Triphenylphosphate (IIP)	-	1
Resorcin-bis-diphenylphosphate (RDP)	-	1
Bisphenol-A-bis(diphenylphosphate) (BDP)	-	1

### 2.2.5 AOX /EOX

Test method: Detection of organic halogenated compounds OHCs: Coulometry following DIN 38414-S18 for AOX – Adsorbable organic halides and following DIN 38414-S17 for EOX – Extractable organic halides following DIN 1485.

Substanz	Messwert [mg/kg]	Berichtsgrenze [mg/kg]
AOX	20 <sup>1</sup> /10 <sup>2</sup> / <sup>-3</sup>	10
EOX	-	1

<sup>1</sup>Plant Orejo, <sup>2</sup> Plant Wijchen, <sup>3</sup> Plant Siglingen and Seesen

#### Evaluation:

No biocides, organic halogenated compounds, pyrethroids or phthalates in measurable concentrations could be detected in the boards submitted for testing. All measurements are below the detection limits specific to the analysis except of the AOX-value and Di(2-ethylhexyl)phthalate DEHP (very low amount, probable from packing material).



## 2.3 Solvent and odoriferous VOC substance testing

With an increasing presence of chemical substances at our workplaces and in everyday life, the ambient air quality in indoor environment has deteriorated continually. For workplaces, TLV values (threshold limit values) reflecting the concentration of harmful substances have been defined. For habitable rooms, however, where people spend much more time, there are still no legally stipulated maximum quantities or limit values for harmful substances in the indoor air. It is the declared objective of the new federal building codes in Germany and the European Construction Products Directive to protect the health of building users. The corresponding board which is responsible for finding and establishing VOC limit values is called ECA (European Collaborative Action). As early as in 1997, this board recommended the use of the so-called LCI (Lowest Concentration of Interest) as an evaluation scheme, i.e. concentrations that are just of interest from a toxicological point of view. With the exception of pesticides, volatile organic substances were classified according to the WHO definitions with respect to their boiling ranges or the volatility resulting from it. The tested materials all have boiling points, which fall into the range shown below.

Description	Boiling Range
1. Very Volatile Organic Compound (V VOC)	< 0 to 50...100 °C
2. Volatile Organic Compound (VOC)	50...100 to 240...260 °C
3. Semi Volatile Organic Compound (SVOC)	240...260 to 380...400 °C
4. Organic compound associated with particulate matter or particulate organic matter (POM)	380 °C

Test method: The tests are conducted by means of VOC emission chamber measurement according to DIN EN ISO 16000-9 and EN 16516. The air exchange rate was adapted to the surface size of the test body. The following test parameters were selected:

Chamber Volume	Loading Factor	Air Exchange Rate	Surface of Test Device	Air Temperature	Relative Humidity
0.1 m <sup>3</sup>	1.0 m <sup>2</sup> /m <sup>3</sup>	0.5/h ± 3 %	0.1 m <sup>2</sup>	23 ± 1 °C	50 ± 3 %

Volatile organic compounds (VOCs) and semi-volatile organic compounds (SVOC) were concentrated by adsorbing them to Tenax. After three, seven and 28 days, the VOCs were isolated by gas chromatography following thermodesorption with cryofocussing. The VOCs were then identified using mass spectrometry. The individual substances were either quantified against an external toluene standard or quantified substance-specifically by mass spectrometry.

**Evaluation basis:** The evaluation was performed according to the standards of the "Ausschuss zur gesundheitlichen Bewertung von Bauprodukten" (Committee for the Health Assessment of Building Products) (AgBB). It was founded in 1997 by the state workgroup "Umweltbezogener Gesundheitsschutz" (Environmental Health Protection" (LAUG) of the "Arbeitsgemeinschaft der Obersten Landesgesundheitsbehörden" (Working Committee of the Upper State Health Authorities) (AOLG).

The AgBB schema, which is updated regularly, constitutes an approach to the health assessment of VOC emissions from building products that are used on the interior of buildings.

Volatile organic compounds according to this schema encompass compounds in the retention range from C<sub>6</sub> to C<sub>16</sub>, that are examined as individual substances and sum parameters within the scope of the TVOC concept (Total Volatile Organic Compounds), as well as semi-volatile organic compounds (SVOC) in the retention range from C<sub>16</sub> to C<sub>22</sub>. The cumulative SVOC value indicates the sum of all individual substances with a detection limit of 5 µg/m<sup>3</sup>. A detection limit of 1 µg/m<sup>3</sup> is applied for all other individual substances.

All CMR substances (carcinogenic, mutagenic, toxic to reproduction/fertility) according to the Ordinance on Hazardous Substances are not included. These always to be considered as a criterion for exclusion.

The quantification of the identified substances with NIK and CMR values is performed by substance. The quantification of the identified substances without NIK values and the unknown substances is respectively performed against toluol equivalents.

Stop criteria: The test can be terminated no sooner than 7 days after loading, if the determined values are less than half the requirements for the 28-day values and there is no significant increase in the concentration of individual substances compared to the measurement on the 3<sup>rd</sup> day.

Evaluation criteria for test performance after 3 days:

Cumulative TVOC value (TVOC<sub>3</sub>) ≤ 10 mg/m<sup>3</sup>

CMR substances ≤ 0.01 mg/m<sup>3</sup> as individual substances

Evaluation criteria for test performance after 7 days:

Review of the results as above to determine whether the stop criteria are met.

Evaluation criteria for test performance after 28 days:

Cumulative TVOC value (TVOC<sub>28</sub>) ≤ 1.0 mg/m<sup>3</sup>

Cumulative value SVOC<sub>28</sub> ≤ 0.1 mg/m<sup>3</sup>

CMR substances ≤ 0.001 mg/m<sup>3</sup> as individual substances

A sensory test is performed as well.

All CAS numbers are specified when reporting on the individual substance evaluations.

VOCs according to the NIK list are incorporated in the evaluation with a detection limit of 5 µg/m<sup>3</sup>.

For the VOC evaluation according to the NIK list, the ratio R<sub>i</sub> is used with R<sub>i</sub> = C<sub>i</sub> / NIK<sub>i</sub> where it can be assumed that there is no effect when R<sub>i</sub> does not exceed the value 1.

If several compounds with concentrations over 5 µg/m<sup>3</sup> are identified, the cumulation of the effects is assumed. This circumstance is represented by the cumulative value R:

Where

R Cumulative value  $R_i$  of the individual measurements from the quotient total  $R_i = \sum C_i / NIK_i$

$C_i$  Substance concentration in the test chamber air

$R_i$  Individual measurement

With the condition  $R > 1$ , the product is rejected according to the AgBB schema.

In order to avoid having a product classified as harmless even though it emits larger amounts of VOCs that cannot be evaluated, a quantity limit is established for non-identifiable VOCs or those without a NIK value which, for the cumulative value, makes up 10 % of the allowable TVOC value. A product meets the criteria if the VOCs that cannot be evaluated with a concentration of  $0.005 \text{ mg/m}^3$  and up do not exceed  $0.1 \text{ mg/m}^3$  in total.

Significantly higher values lead to rejection according to the AgBB schema.

For more details, also see the current information of the Federal Environmental Agency on the health assessment of VOC emissions from building products on the internet:

[www.umweltbundesamt.de](http://www.umweltbundesamt.de)

Evaluation: When a product meets all requirements as described above, we classify it as not hazardous to health for use in the interior rooms of buildings.

### Evaluation according to AgBB scheme 2021:

Test results after 3 days:

Parameter	Measured value	AgBB-requirement	requirement fulfilled (yes/no)
TVOC $C_6$ to $C_{16}$	$0.098 \text{ mg/m}^3$	$\leq 10 \text{ mg/m}^3$	yes
$\sum$ SVOC $C_{16}$ to $C_{22}$	$< 0.001 \text{ mg/m}^3$	-	-
R of $\sum R_i$	0.035	-	-
$\sum$ VOC without NIK	$< 0.005 \text{ mg/m}^3$	-	-
$\sum$ CMR- substances	$< 0.001 \text{ mg/m}^3$	$\leq 0.01 \text{ mg/m}^3$	yes
Formaldehyde	Not determined	-	-

Test results after 28 days:

Parameter	Measured value	AgBB-requirement	requirement fulfilled (yes/no)
TVOC $C_6$ to $C_{16}$	$0.008 \text{ mg/m}^3$	$\leq 1 \text{ mg/m}^3$	yes
$\sum$ SVOC $C_{16}$ to $C_{22}$	$< 0.001 \text{ mg/m}^3$	$\leq 0.1 \text{ mg/m}^3$	yes
R of $\sum R_i$	0.009	$\leq 1$	yes
$\sum$ VOC without NIK	$< 0.005 \text{ mg/m}^3$	$\leq 0.1 \text{ mg/m}^3$	yes
$\sum$ CMR- substances	$< 0.001 \text{ mg/m}^3$	$\leq 0.001 \text{ mg/m}^3$	yes
Formaldehyde	$< 0.002 \text{ mg/m}^3$	$\leq 0.12 \text{ mg/m}^3$	yes

### Evaluation:

Based on the measurement results and the comparison of measures according to the AgBB schema as well as the approval principles of the DIBt, exposure to emissions of volatile organic compounds due to the tested gypsum fibreboards is not expected. Using the boards in the interior rooms of buildings is therefore harmless to health in regards to VOC emissions.

## **2.5 Heavy metals**

By determining the metals contained in the building materials, a statement can be made regarding health risks and possible environmental hazards of the base products used. The most notorious environmentally harmful heavy metals are lead, cadmium and mercury.

Test method: Quantitative determination according to DIN EN ISO 17294-2 using ICP-MS (inductively coupled plasma mass spectrometry). This method enables detection of a large number of elements in a short time and, due to its capability to detect elements reliably, it is one of the most common methods of trace element analytics.

The limit values according to LAGA (working group of the German federal states on waste issues) are used to identify a possible environmental impact due to heavy metals. The assignment values Z 0 to Z 2 are the upper limits for each incorporation class when ground material is used for earthworks, road building, landscaping and landfill work (e.g. cap layers), for the filling of building pits and for land reclamation.


Z 0: Unrestricted incorporation

Z 1.1: Restricted incorporation in open sites

Z 1.2: Restricted incorporation in open sites in areas with favourable hydrogeological conditions

Z 2: Restricted incorporation with defined technical safety measures

By determining the content in the eluate according to DIN 38414 S 4, a potential hazard to waters caused by metals should be excluded when the material is landfilled after its useful product life. The comparative values according to LAGA are used here as well (eluate assignment values for soil are applicable) and the requirements of the TVO (German Drinking Water Regulation) as of 1 January 2008 are taken into account.



### 2.4.1 Determination of the original substance

Metals (element symbol)	Measured value [mg/kg]	Assignment values upper limits [mg/kg]				Limit value IBR [mg/kg]
		Z 0	Z 1.1	Z 1.2	Z 2	
Arsenic (As)	< 1.0	20	30	50	150	-
Cadmium (Cd)	< 0.4	0.6	1	3	10	-
Chromium (Cr)	3.2	50	100	200	600	-
Copper (Cu)	8.76	40	100	200	600	-
Mercury (Hg)	0.21	0.3	1	3	10	-
Nickel (Ni)	< 3.0	40	100	200	600	-
Lead (Pb)	2.7	100	200	300	1000	-
Zinc (Zn)	< 3.0	120	300	500	1500	-

### 2.4.2 Determination of the eluate

Metals (element symbol)	Measured value [mg/l]	Assignment values upper limits [mg/l]					Limit value IBR [mg/l]
		Z 0	Z 1.1	Z 1.2	Z 2	TVO	
Arsenic (As)	< 0.002	0.01	0.01	0.04	0.06	0.01	-
Cadmium (Cd)	< 0.0005	0.002	0.002	0.005	0.01	0.003	-
Chromium (Cr)	< 0.002	0.015	0.03	0.075	0.15	0.05	-
Copper (Cu)	< 0.007	0.05	0.05	0.15	0.3	2	-
Mercury (Hg)	< 0.0001	0.0002	0.0002	0.001	0.002	0.001	-
Nickel (Ni)	< 0.002	0.04	0.05	0.15	0.2	0.02	-
Lead (Pb)	< 0.004	0.02	0.04	0.1	0.2	0.01	-
Zinc (Zn)	< 0.006	0.1	0.1	0.3	0.6	-	-

#### Evaluation:

Based on the measurement values which are below the specified limit values, the boards as building products are not expected to impact the environment.

## 2.5 Fine dusts

Dusts are defined as dispersed solid particles in gases. Dust dispersion may be caused by mechanical processes or by forces stirring up particles. Like smoke and mist, dusts are aerosols. Aside from the specific damaging effects inherent in the dust particles, the particle concentration, the exposure period and the particle size also influence the assessment of the dust hazard. This distinguishes the assessment of dust hazards from the assessment of gases or steam. The dust is taken up via the respiratory system. The characteristics of particles in streaming gases largely determine the transport and deposition of the dust inside the respiratory tract. The smaller the particle size is the deeper it can penetrate the respiratory tract where it settles and causes health problems. Dust may cause problems from allergic reactions of the mucous membranes to certain cancers of the respiratory tract. For a long time now, limits exist for the dust exposure at work. As a general rule, by comparison with the home environment, the dust exposure at work is

considerably more pronounced. On the other hand, people spend considerably more time at home than at work. It is therefore important to also assess whether a product is liable to be the source of fine dust in the living environment of people.

Definition: The largest respirable particles settle in the nose and throat area. Particles that are smaller than 25 µm can move and settle in the tracheobronchial tree. Fibrous particles up to 10 µm in length are able to move as far as the alveoli (tiny air sacs in which the gas exchange takes place in the lungs) providing the diameters of the fibres are less than 3 µm and their densities resemble the densities of minerals. It is this latter portion of the entire dust content, which is assessed in the construction biological tests. This portion penetrates all parts of the respiratory tract including the alveoli. While a product may appear to create a lot of dust at first glance, this does not necessarily mean that it also contains fine dust, which may move to the alveoli and settle there.

Dependent on the particle size, fine dust is separated into two fractions:

PM 10 (aerodynamic diameter < 10 µm) – defined as 'coarse fraction'  
 PM 2.5 (aerodynamic diameter < 2.5 µm) – defined as 'fine fraction'

The PM 2.5-fraction is a portion of the PM 10-fraction.

Test Procedure: The fine dust content is determined according to the following standards:

- DIN 53808-1: Determination of the fibre length – individual fibre measurement
- DIN EN ISO 1973: Fineness
- DIN 53811: Determination of the longitudinal fibre diameter in micro-projection
- DIN 53803-2: Practical execution of the sampling
- DIN EN ISO 12341: Air quality – determination of the PM10-fraction
- VDI-Guideline 3866: Determination of asbestos in technical products

Fibre and fine dust determinations always include assaying the fibre length and fibre diameter as well as the statistical assessment of the existing dust mixture. The stream volume determines what measuring device is used, e. g. LVS (Low Volume Sampler), HVS (High Volume Sampler).

In the performed assays, the average fibre length was 1.2 mm.

The average measured diameter of the fibres was 0.04 mm.

Evaluation: The use of the tested product is not expected to pose a fine dust hazard. Neither the traces of dust nor the traces of fine dust were present in the fibrous form, which is prerequisite to the inhalation of dust particles into the alveoli.

### 3. Overall assessment

Based on the tests that were conducted, the tested gypsum fibreboards of the company James Hardy Europe GmbH can be classified as safe in regards to the criteria of the seal of approval guidelines defined by the Institut für Baubiologie Rosenheim GmbH.

## Notices on awarding and using the seal of approval

In order to ensure neutrality and impartiality, all tests were carried out by independent third parties. We commission the required studies and tests from economically independent laboratories with which we have been maintaining long-standing business relationships. All test results contained in this expert report have been taken from the external test reports. They are archived and can be viewed by the ordering party at any time. The logo of the seal of approval as shown below is protected by copyright. All rights are owned by the IBR.



This seal of approval must always be used in conjunction with the entire product name. The manufacturer may only use the seal of approval in advertising for the specific products for which it was awarded. The manufacturer is obliged not to try to mislead consumers as to for which products the seal of approval has been awarded and for which not. This also applies to the term "TESTED AND APPROVED BY THE IBR".

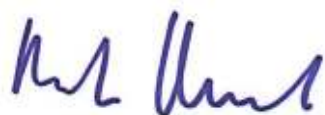
The "IBR" mark may only be used as a constituent part of the seal of approval.

It is possible to apply for an extension before the period of validity expires. Continued use of the seal of approval depends on the results from the subsequent tests performed by the IBR. Subsequent testing will always be performed according to the seal of approval guidelines valid at the time of testing.

The manufacturers are obliged to inform the IBR in due time of any modification of the product that might have any impact on the product relevant to building biology.

In case of misuse, the institute may prohibit the use of the seal of approval without notice. Employees of the IBR or persons charged by the IBR may at any time, even without prior notice, visit the applicant's production site.

Rosenheim, 05<sup>th</sup> of April 2022



Reimut Hentschel | Manager




Dr. Nicole Kniewasser | Dipl.-Chem.

## Bibliography

Within the framework of quality management, we also aim to provide sufficient transparency of our processes to third parties. Among other things, this includes listing all parties involved in the certification process.

Laboratories	Investigations	Address	Internet
AWV-Dr. Busse GmbH	Heavy metals content	Jöbninger Str.113 08525 Plauen +49 (0)3741 550760	www.agrolab.de awv@agrolab.de
IUT GmbH	Radioactivity	Justus-von-Liebig-Str. 6 D-12489 Berlin-Adlershof +49 (0)30 6392 5511	www.iut-berlin.com info@iut-berlin.com
MPA Eberswalde	VOC/biocides Formaldehyde Fine dusts Building design certificates	Alfred-Möller-Straße 1 D-16225 Eberswalde /Germany +49 (0)33 34 65 560	www.mpaew.de office@mpaew.de
IUL Vorpommern GmbH	VOC Analysis of pollutants	Am Koppelberg 20 D-17489 Greifswald +49 (0)38 34 57 450	www.iul-vorpommern.de mail@iul-vorpommern.de
Competenza GmbH	Asbestos fine dusts	Flößaustraße 24a D-90763 Fürth +49 (0)911 506880-0	www.competenza.com info@competenza.com
VDE Prüf- und Zertifizierungsinstitut GmbH	VOC/biocides Formaldehyde Fine dusts Building design certificates	Merianstraße 28 D-63069 Offenbach +49 (0)69 8306-0	www.vde.com/de vde-institut@vde.com

All of the aforementioned parties are economically independent companies who provide commercial laboratory analyses in their own name and on their own account.





### Individual substance consideration:

After 3-days:

CAS-No.	Designation	Ref. area	RT [min]	C [ $\mu\text{g}/\text{m}^3$ ]	Identification	Ri	NIK-value
50-00-0	formaldehyde	VVOC	5.087	n.b.	DNPH	0.000	100
75-07-0	acetaldehyde	VVOC	6.650	n.b.	DNPH	0.000	300
71-36-3	1-butanol	VOC	6.510	6	specific	0.002	3000
108-10-1	methylisobutylketon	VOC	8.516	2	specific	0.000	1000
108-88-3	toluene	VOC	9.385	6	specific	0.002	2900
66-25-1	hexanal	VOC	10.426	18	specific	0.020	900
108-65-6	1-methoxy-2-propylacetate	VOC	12.919	4	specific	0.000	650
11-71-7	heptanal	VOC	14.043	2	specific	0.000	900
	not identified VOC	VOC	17.235	1	similar	0.000	
124-18-5	n-decane	VOC	17.546	1	specific	0.000	6000
1120-21-4	n-undecane	VOC	21.493	23	specific	0.004	6000
112-40-3	n-dodecane	VOC	24.453	33	specific	0.006	6000
629-50-5	n-tridecane	VOC	27.338	12	specific	0.002	6000

After 28-days:

CAS-No.	Designation	Ref. area	RT [min]	C [ $\mu\text{g}/\text{m}^3$ ]	Identification	Ri	NIK-value
50-00-0	formaldehyde	VVOC	5.087	< 2	DNPH	0.000	100
75-07-0	acetaldehyde	VVOC	6.650	< 2	DNPH	0.000	300
66-25-1	hexanal	VOC	10.426	8	specific	0.009	900
112-40-3	n-dodecane	VOC	24.453	2	specific	0.000	6000
629-50-5	n-tridecane	VOC	27.338	3	specific	0.000	6000

